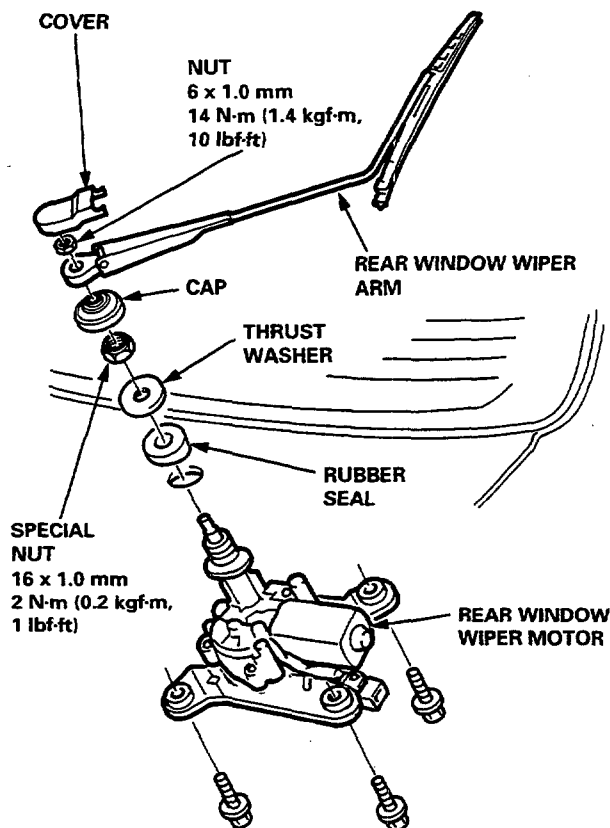


Wipers/Washers

Rear Window Wiper Motor Replacement

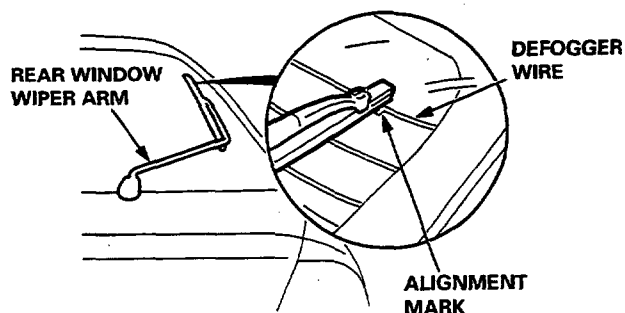
1. Remove the tailgate trim panel (see page 20-91).
2. Remove the rear window wiper arm and wiper motor as shown.



3. Installation is the reverse of the removal procedure.

NOTE:

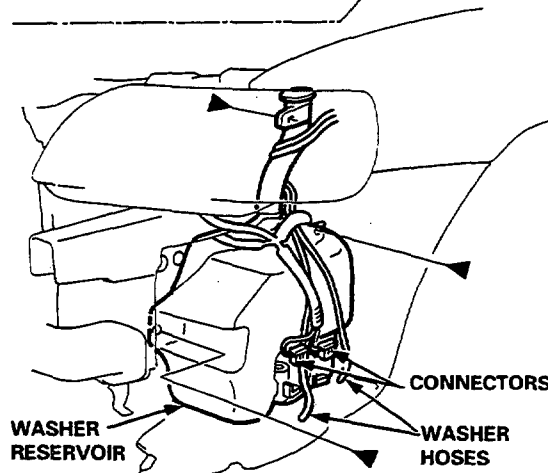
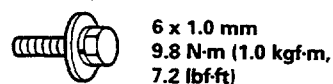
- Make sure the connector is connected properly.
- Install the rear window wiper arm as shown below.
- Check the rear window wiper motor operation.



Washer Reservoir Replacement

1. Remove the front bumper (see page 20-87).
2. Disconnect the connectors and washer hoses from the washer motors.
3. Remove the bolts, then remove the washer reservoir.

► Bolt locations, 3



4. Installation is the reverse of the removal procedure.

NOTE:

- Make sure the connectors and washer hoses are connected properly.
- Check the washer motor operation.